

# 高效率螺絲成型機規格表

## High performance bolt former specification

機型 MODEL		HS-10B					HS-13B		HS-17B		HS-19B	
規格 SPECIFICATION												
模數 FORGING STATION		4	4	5	4	5	4	5	4	5		
產品 PRODUCTS	尺寸 SIZE	(M6)			(M8)		(M10)		(M12)			
	最長長度 MAX.L.(mm)	50	105		75		125		125			
	最短長度 MIX.L.(mm)	12	12		14		20		20			
最大切斷直徑(500N/mm) CUT-OFF DIA MAX(mm)		8	10		10		13	17	15	18		
最大切斷長度 CUT-OFF DIA MAX(mm)		70	130		110		160		165			
後拖頂出長度 KICK-OUT LENGTH MAX(mm)		60	120		90		135		145			
前拖頂出長度 PKO LENGTH MAX(mm)		12	14		20		25		25			
切模 CUT-OFF QUILL(DXL)(mm)		28X46			35X56		40X66		46X80			
母模 MAIN DIE HOLE(DXL)(mm)		50X65	50X135		60X105		80X165		95X165			
母模中心距離 DIES PITCH(mm)		60			87		93		114			
公模 PUNCH HOLE(DXL)(mm)		40X77			45X110		50X111		60X120			
主滑板行程 RAM STROKE(mm)		120	180		150		220		240			
壓造力 FORGING POWER(ton)		30	40	50	50	70	75	110	100	130		
每分鐘最大產能 MAX.OUTPUT (pcs/minute)		380	280	250	350	230	260	235	235	200		
主馬達 MAIN MOTOR(hp)		25	30	40	30	40	40	60	60	75		

\*We reserve the right to change the designs& specifications without notice.  
 (本公司隨時進行研究改進的工作，因此保有隨時更改設計、規格尺寸及機械結構之權利，本目錄規格僅供參考。)  
 \*Production capacity depends on applicable products, material, thnile strength of the wire.  
 (設備產能依產品之形狀、材質及線材抗拉強度而有所差異。)  
 \*The kick-out stroke in bracket shows the max length of the product allowen for rotational transfer.  
 (後拖頂出長度括弧內之數據表示壓造過程中翻轉產品的最長長度。)

# 高效率螺絲成型機二模二沖規格表

## Two die two blow bolt former specification


機型 MODEL		HS-10B			HS-13B		HS-17B	
規格 SPECIFICATION								
模數 FORGING STATION		2			2		2	
產品 PRODUCTS	尺寸 SIZE	(M6)			(M8)		(M10)	
	最長長度 MAX.L.(mm)	50	105		155	205	255	
	最短長度 MDL.(mm)	12	30		40	50	50	
最大切斷直徑(500N/mm) CUT-OFF DIA MAX(mm)		8			10		12	
最大切斷長度 CUT-OFF LENGTH MAX(mm)		70	130		180	240	290	
後拖頂出長度 KICK-OUT LENGTH MAX(mm)		60	120		175	215	265	
前拖頂出長度 PK.O LENGTH MAX(mm)		12			16		18	
切模 CUT-OFF QUILL(DXL)(mm)		28X46			35X56		40X66	
母模 MAIN DIE HOLE(DXL)(mm)		50X65	50X135		60X200	60X250	80X295	
母模中心距離 DIES PITCH(mm)		60			87		93	
公模 PUNCH HOLE(DXL)(mm)		40X77			45X110		50X111	
主滑板行程 RAM STROKE(mm)		120	180		230	360	430	
壓造力 FORGING POWER (ton)		15	25		30	40	60	
每分鐘最大產能 MAX.OUTPUT (pcs/minute)		350	250		200	180	150	
主馬達 MAIN MOTOR(hp)		15	15		20	25	40	

\*We reserve the right to change the designs& specifications without notice.  
 (本公司隨時進行研究改進的工作，因此保有隨時更改設計、規格尺寸及機械結構之權利，本目錄規格僅供參考。)  
 \*Production capacity depends on applicable products, material, thnile strength of the wire.  
 (設備產能依產品之形狀、材質及線材抗拉強度而有所差異。)  
 \*The kick-out stroke in bracket shows the max length of the product allowen for rotational transfer.  
 (後拖頂出長度括弧內之數據表示壓造過程中翻轉產品的最長長度。)



■ 整機設備操作便利性  
 夾仔台滑板傳動移至切刀側  
 a. 提升設備穩定性 b. 人員操作便利性

The whole machine equipment is easy to operate and the clip table slide drive moved to cutter side.  
 a. Improve device stability  
 b. Operational convenience for personnel




■ 內側雙軌平衡塊穩定機構  
 a. 曲軸與零件達到自身平衡，抵消迴轉與壓造產生的震動力，降低增加零件壽命，高速生產時，精度不變。  
 b. 有效縮減機台側面體積

Inner double track balance block stabilization mechanism  
 a. The crankshaft and parts achieve self-balance. Counteract the vibration generated during operation and compression power reduces wear and increases parts life life, the accuracy remains unchanged during high-speed production  
 2. Effectively reduce the side volume of the machine




■ 雙出料口設計，避免生產時與廢料產生混料情況出現

Design of double output production material port  
 Avoid mixing with waste during production condition



■ 夾仔台設計  
 a. 輕量化夾仔台鋁合金設計。  
 b. 夾仔台-增設一組夾料機構，產品產出穩定掉落，避免碰撞。

Clip table design  
 1. Lightweight fixture skateboard aluminum alloy design  
 2. A set of clamp mechanism is added to the fixture table, and the product output can be stably dropped to avoid collision avoidance



■ 切刀設計優化  
 切刀機構-切刀主軸改為四角型，克服切刀頭晃動造成胚料不穩定，胚料切面平整，不需再做整頭

Cutter design optimization  
 Cutter mechanism - the cutter spindle is changed to fourThe angle type overcomes the shaking of the cutter head and causes the embryo The material is unstable, the cut surface of the blank is flat and does not need to be do the whole head again



# AI 智慧設備規劃整合


## Consolidation of Artificial Intelligence Equipment



### 內側雙軌平衡塊穩定機構

Inner Double Track Balance Block Stabilization Mechanism

- 精準度高 High Precision
- 專利保證 Patent Guaranteed
- 高效率 High Performance



### 雲端監控系統及服務 Cloud Monitoring System and Service



捷侂機械有限公司  
JIELE machinery co., ltd.

# High performance bolt former 高效率 螺絲成型機

## AI 智慧設備規劃整合

Integration of artificial intelligence AI equipment

## 自動化設備開發製造商

Automation equipment development manufacturer

## 雲端智慧監控服務

Cloud Monitoring platform Service



捷侂臉書



YOUTUBE影片



829007高雄市湖內區中山路一段496巷72之17號

No. 72-17, Ln. 496, Sec. 1, Zhongshan Rd., Hunei Dist., Kaohsiung City 829, Taiwan (R.O.C.)

TEL:+886-7-693-8943

FAX:+886-7-693-2642

jiele1090707@gmail.com

http://www.jieletech.com/